


A Simple Bookcase to Build with an Open Design

DIY Plans to Build a Parson Bookcase

This simple bookcase packs a lot of style! The DIY plans to build a Parson Bookcase feature plywood sides and shelves with solid wood frames on the front and back. (The frames are built and attached separately!) This would be a great piece to use as a room divider and would be fabulous in a pair. As always, this is a very easy plan that can be completed in a weekend!

build a
parson
bookcase



DESIGNS BY
STUDIO C

Materials:

- 1-1/4" pocket hole screws
- 1-1/4" brad nails
- Wood glue

- Sandpaper (100, 150, 220 grits)
- Finishing supplies (primer & paint, or stain, sealer)

Lumber:

- 6 – 1×2 at 8′
- 1 – 4′ x 4′ sheet of 3/4″ plywood
- 1 – 4′ x 8′ sheet of 3/4″ plywood

Cut List:

- 2 – 3/4″ plywood at 14-1/2″ x 63-1/2″ – Sides
- 5 – 3/4″ plywood at 14-1/2″ x 28-1/2″ – Shelves
- 4 – 1×2 at 63-1/2″ – Face Frames
- 10 – 1×2 at 27″ – Face Frames



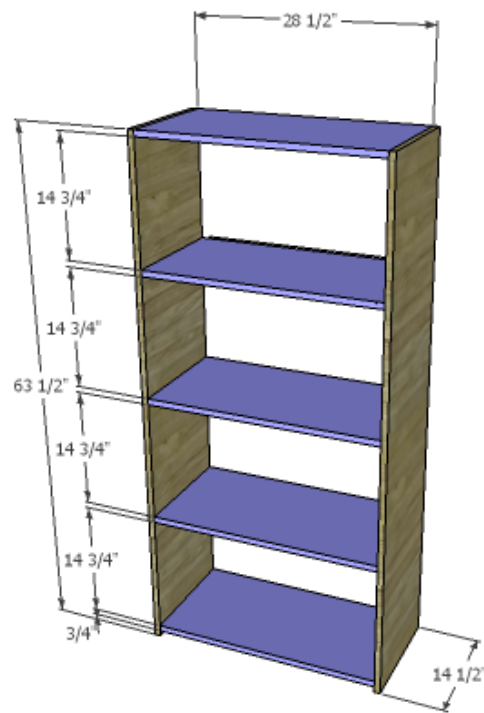
DESIGNS BY
STUDIO C

Click on the drawings for a larger view!

Step One

Cut the pieces for the sides and shelves. With the pocket hole jig set for 3/4″ material, drill pocket holes in each end of the shelf pieces. Secure the shelves to the sides using glue

and 1-1/4" pocket hole screws.

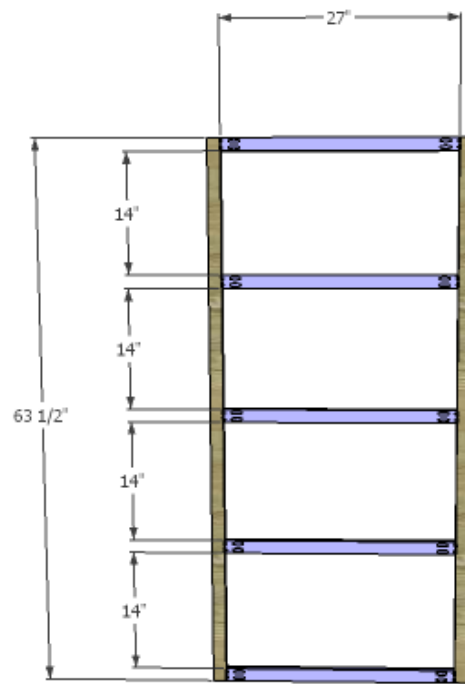


DESIGNS BY
STUDIO C

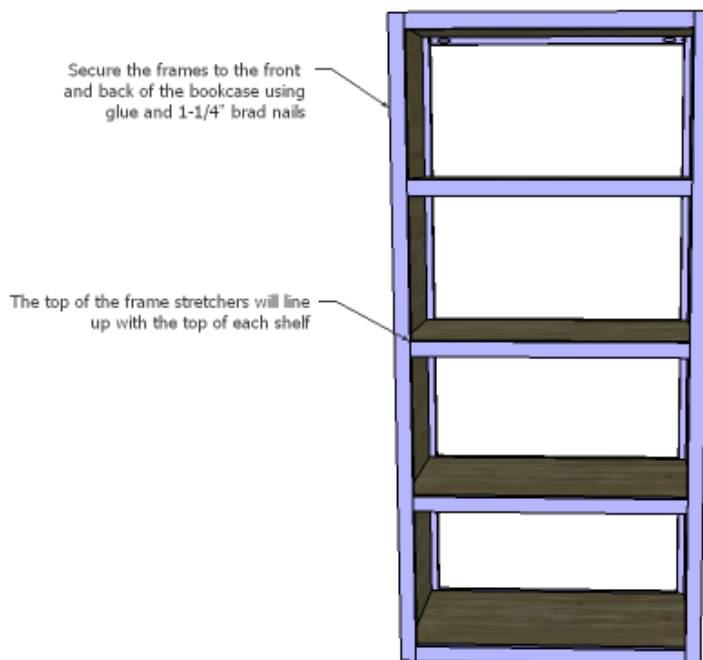
Step Two

Cut the pieces for the face frames and drill pocket holes in each end of the shorter pieces. Assemble the frames using glue and 1-1/4" pocket hole screws.

Secure the face frames to the front and back of the bookcase using glue and 1-1/4" brad nails. The top of the shorter pieces on the face frames will line up with the top of the shelves, and the frames will cover the raw plywood edges.



DESIGNS BY
STUDIO C



DESIGNS BY
STUDIO C

Finish the bookcase as desired.

The bookcase would make an excellent addition to any room. Casters can also be added to the bottom to add portability, especially when using as a room divider. This is also a great plan for those new to woodworking! Have any questions about the DIY plans to build a Parson Bookcase? Leave a comment

below!